



## 2024 annual report to the Community

# Goolwa Primary School

Goolwa Primary School number: 157

Partnership: Fleurieu



School principal:

Nathan Hunter

Date of endorsement:

17/02/2025



Government  
of South Australia  
Department for Education

# Context Statement

Goolwa Primary School caters for students from R-6. At the time of this report, the enrolment in 2024 is 253. Goolwa Primary School is classified as Category 3 on the Department for Education Index of Educational Disadvantage. At the time of this report, the school population includes 6% Aboriginal students, 40% students with disabilities, 3% students with English as an additional language or dialect (EALD) funded background, 2% children/young people in care. Further information about the school is available on the school's website (including its context statement), as well as the My School website.

Data Source: Department for Education data holdings from Mid census captured in AUGUST 2024.

## Governing Council Report

Looking back on the 2024 school year it was lovely to see the Goolwa Primary School community bustling with excitement; students were arriving at school eager to learn, staff and families came together at assemblies, parent teacher interviews and on school grounds before and after school.

In 2024 we seen an increase in enrolments across the school for the first time since the departure of Grade 7 to high school and the first class of mid-year receptions joined the school community. These extra enrolments welcomed several new families to the school and wider community.

Governing Council held the AGM in March, with a continuation of members from the previous year. Governing council throughout 2024 worked closely with the leadership team to understand the literacy and numeracy objectives, targets and goals for students moving forward to 2025.

Governing council has also worked alongside the Goolwa Primary Parenting Network and school leadership team to ensure events such as Sports Day BBQ/cake stall, Mothers & Fathers Father's Day Stalls, and hot cross bun fundraiser continued.

Governing Council looks forward to continuing to support the schools' learning expectations and playing a role in Goolwa Primary School success and achievements in 2025. On behalf of the Governing Council we would like to reiterate our gratitude to all the staff and leadership at Goolwa Primary School, thank you for the wonderful work you do and particularly the commitment you have to a safe and inclusive learning environment. We also appreciate your dedication to make things happen like camps, incursions/excursions and look forward to watching the development and achievement of the Goolwa Primary School Students this year.

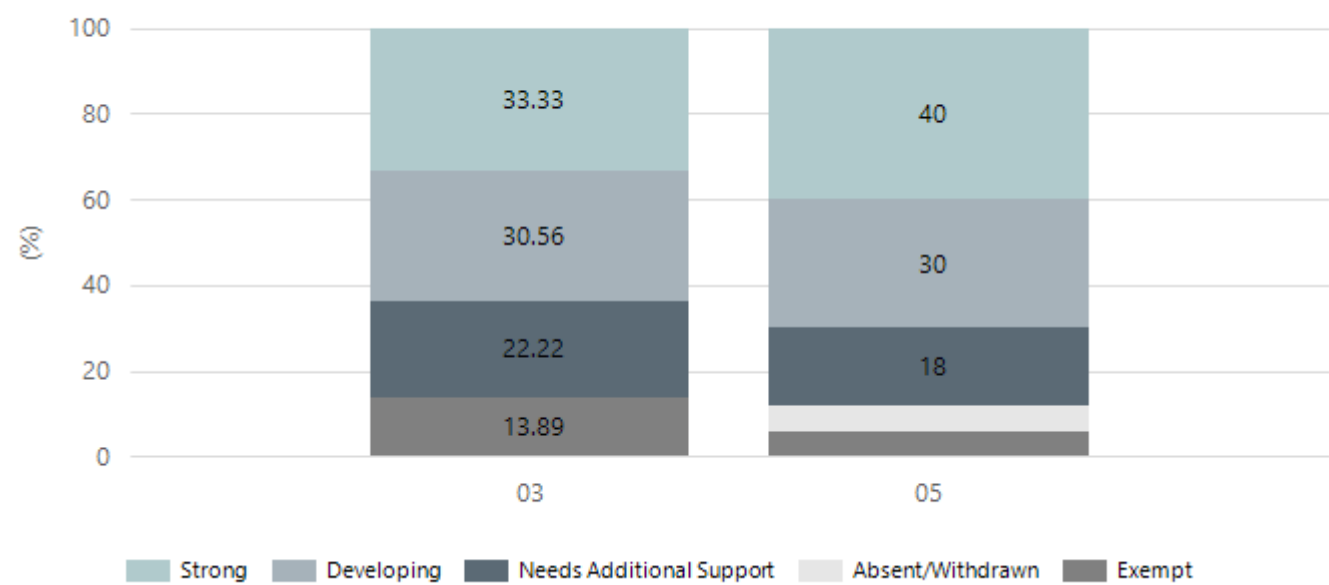
Kristy-Lee Fidock

## Performance Summary

### NAPLAN Proficiency

In 2023 the Australian Curriculum, Assessment and Reporting Authority (ACARA) - a Commonwealth Independent statutory authority - announced changes to NAPLAN performance reporting. The new approach replaces the previous numerical NAPLAN bands and the national minimum standard.

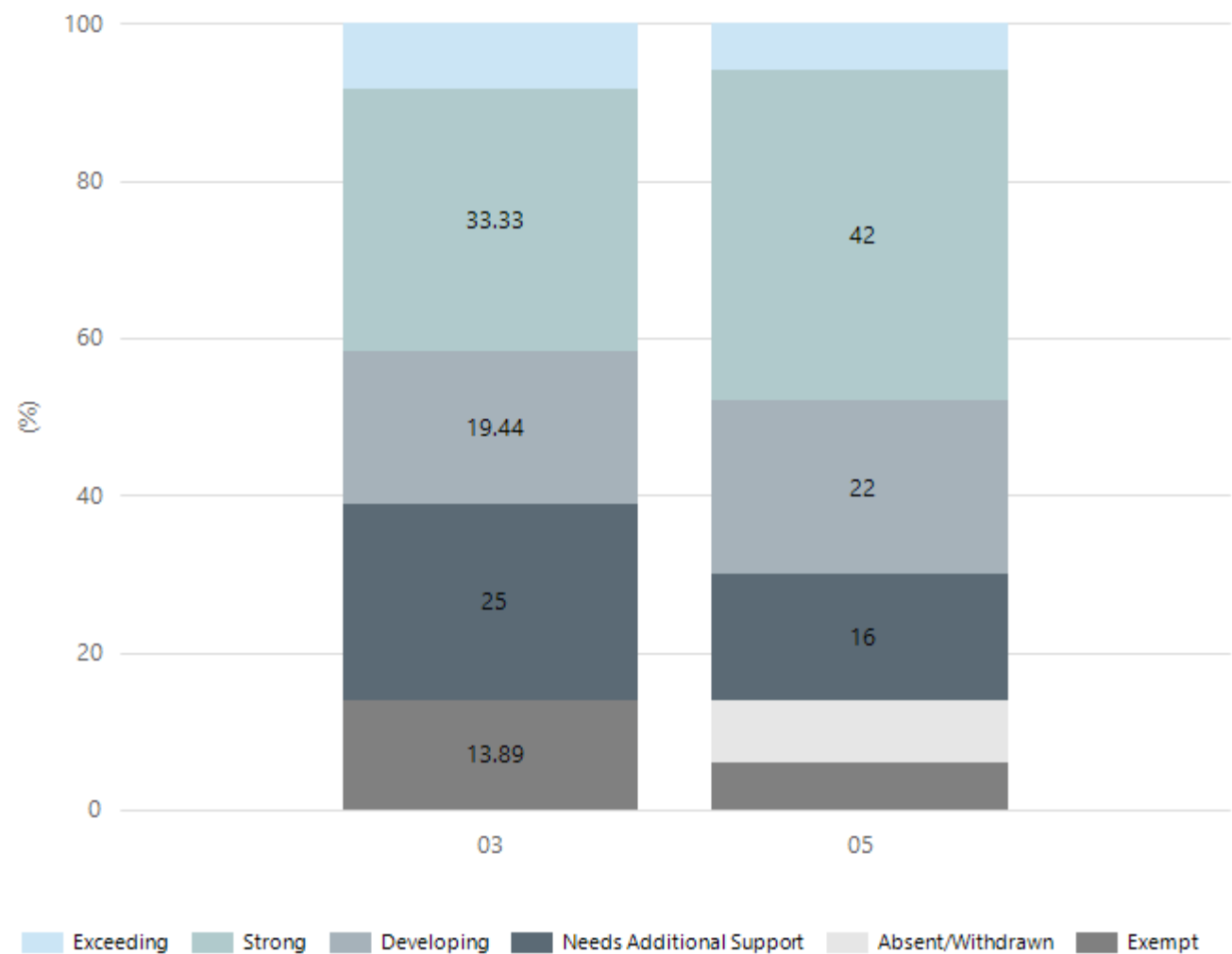
Numeracy



Year Level	03	05
Strong	12	20
Developing	11	15
Needs Additional Support	8	9
Absent/Withdrawn		3
Exempt	5	3
Total	36	50

Data Source: Department for Education Assessment Data Holdings, 2024. If there are less than 6 students who sat NAPLAN in a school, no information will be shown. If a year level has less than 6 students, that year level will not be shown in NAPLAN results.

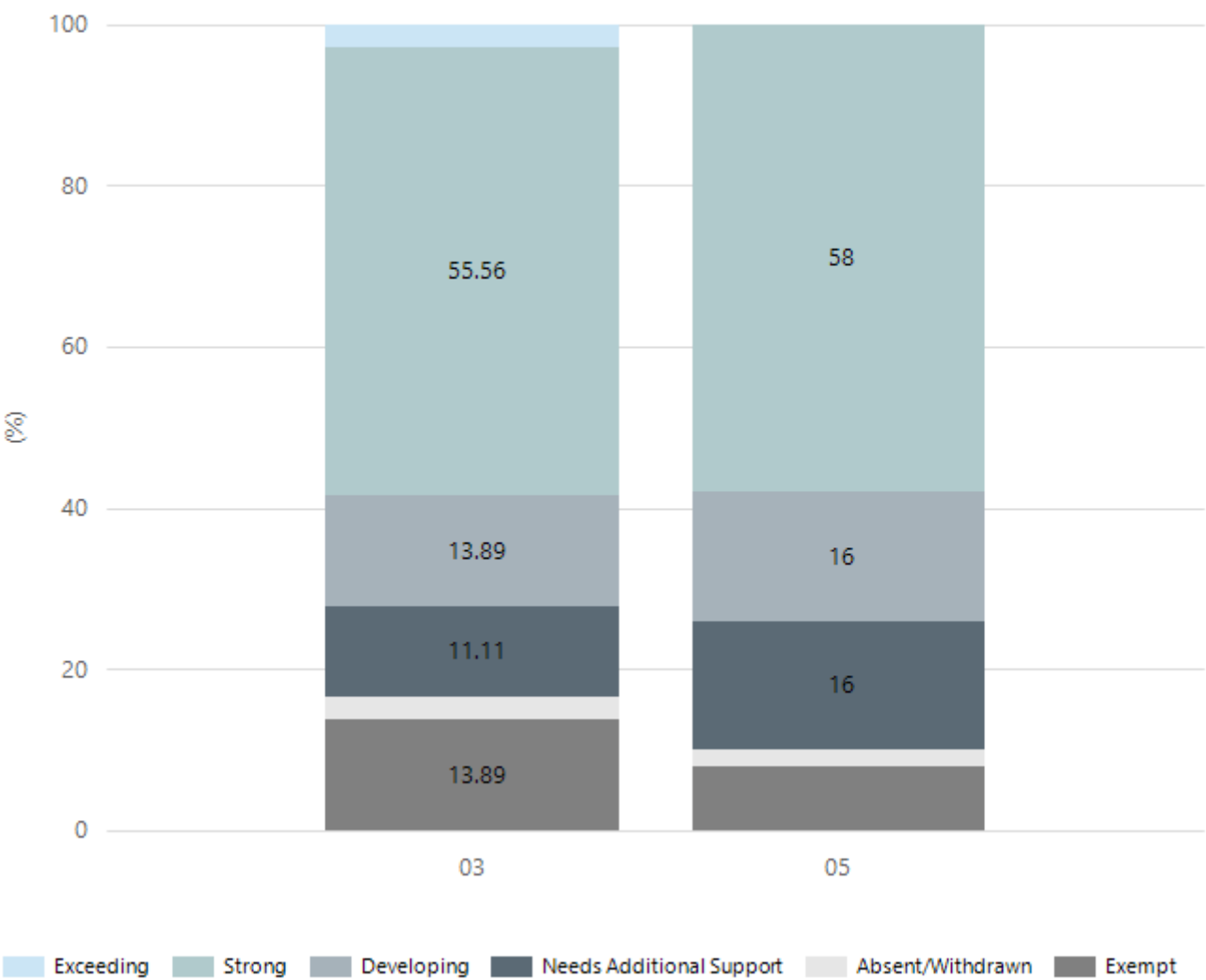
Reading



Year Level	03	05
Exceeding	3	3
Strong	12	21
Developing	7	11
Needs Additional Support	9	8
Absent/Withdrawn		4
Exempt	5	3
Total	36	50

Data Source: Department for Education Assessment Data Holdings, 2024. If there are less than 6 students who sat NAPLAN in a school, no information will be shown. If a year level has less than 6 students, that year level will not be shown in NAPLAN results.

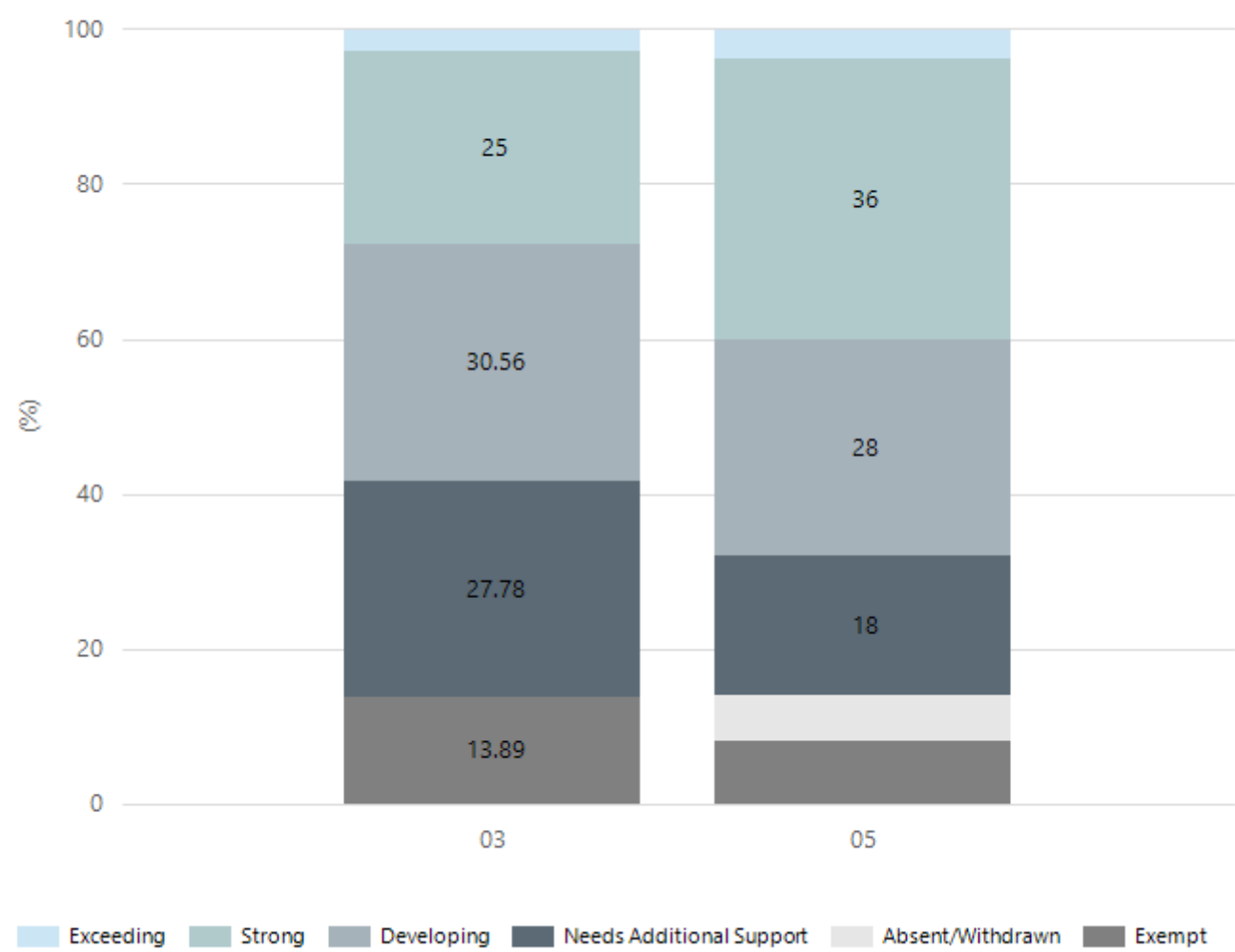
Writing



Year Level	03	05
Exceeding	1	
Strong	20	29
Developing	5	8
Needs Additional Support	4	8
Absent/Withdrawn	1	1
Exempt	5	4
Total	36	50

Data Source: Department for Education Assessment Data Holdings, 2024. If there are less than 6 students who sat NAPLAN in a school, no information will be shown. If a year level has less than 6 students, that year level will not be shown in NAPLAN results.

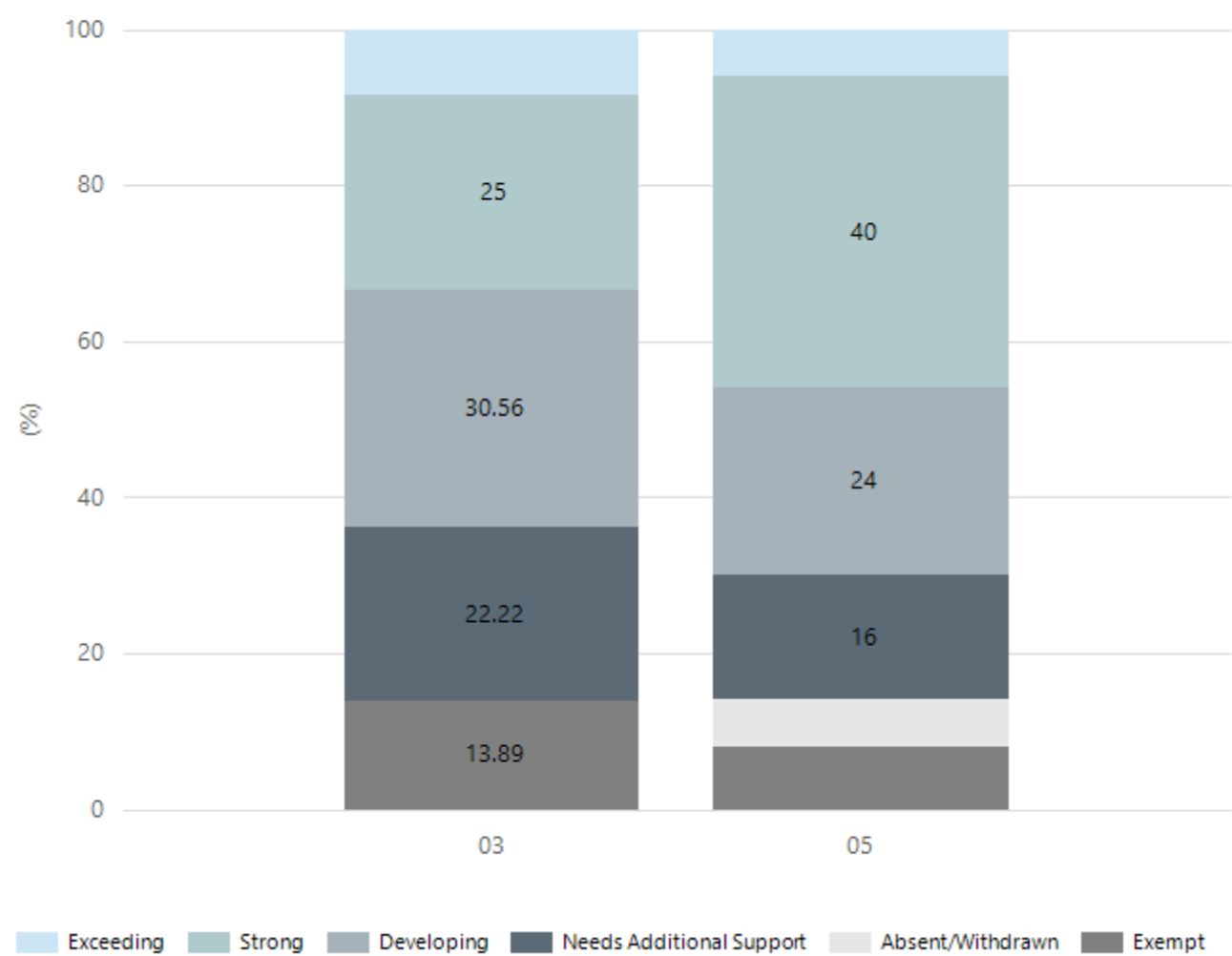
Grammar



Year Level	03	05
Exceeding	1	2
Strong	9	18
Developing	11	14
Needs Additional Support	10	9
Absent/Withdrawn		3
Exempt	5	4
Total	36	50

Data Source: Department for Education Assessment Data Holdings, 2024. If there are less than 6 students who sat NAPLAN in a school, no information will be shown. If a year level has less than 6 students, that year level will not be shown in NAPLAN results.

Spelling

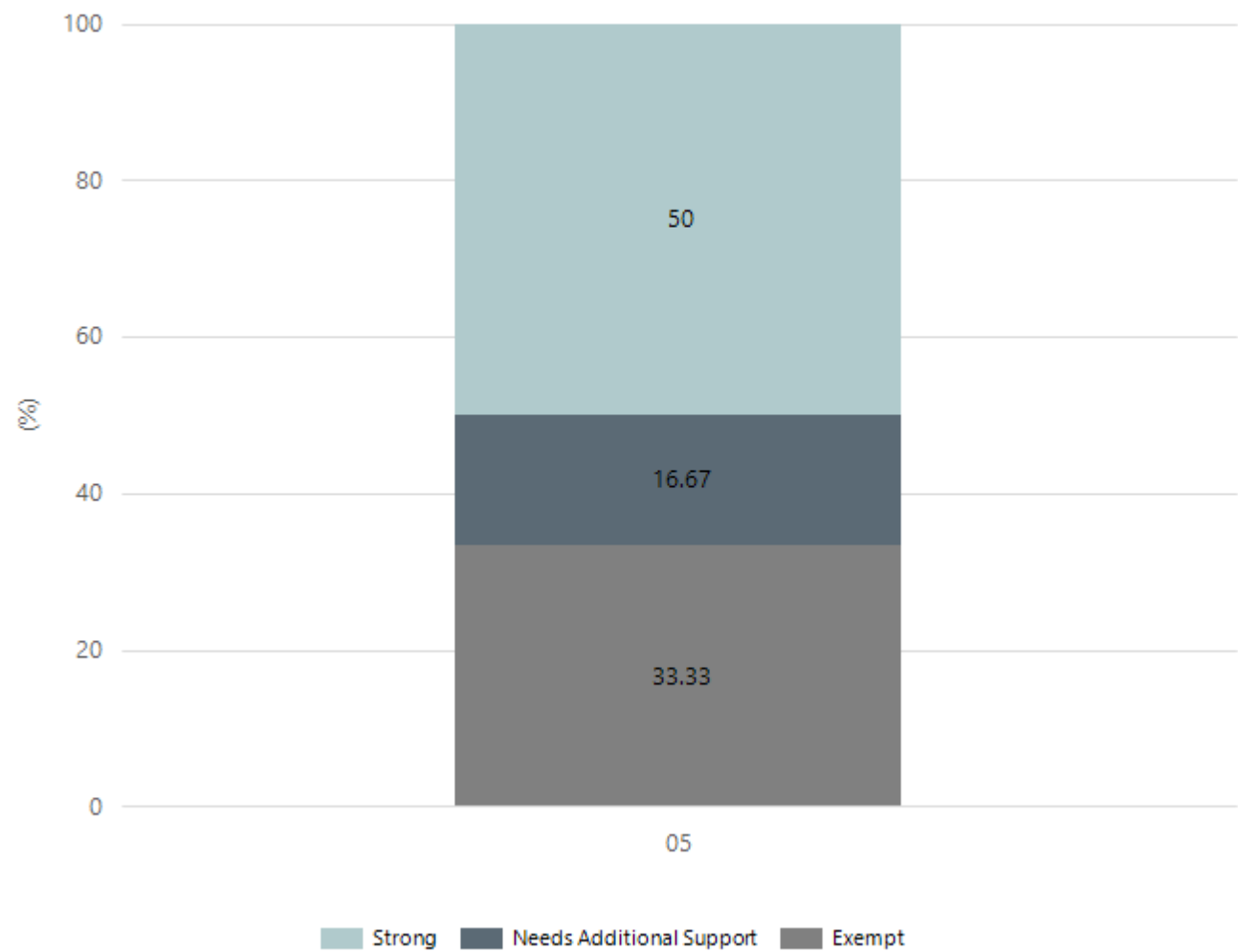


Year Level	03	05
Exceeding	3	3
Strong	9	20
Developing	11	12
Needs Additional Support	8	8
Absent/Withdrawn		3
Exempt	5	4
Total	36	50

Data Source: Department for Education Assessment Data Holdings, 2024. If there are less than 6 students who sat NAPLAN in a school, no information will be shown. If a year level has less than 6 students, that year level will not be shown in NAPLAN results.

# NAPLAN Proficiency - Aboriginal Learners

## Numeracy

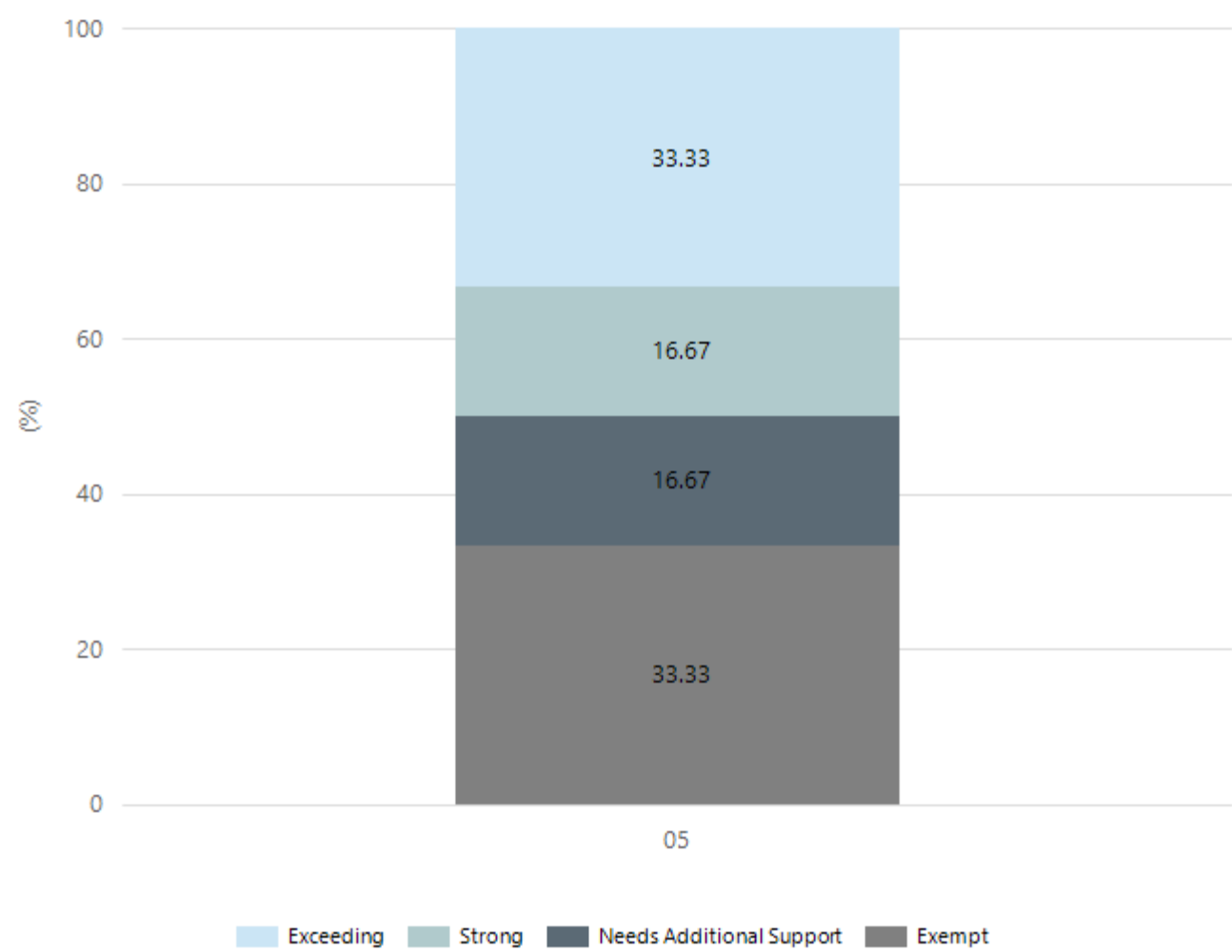


Year Level	05
Strong	3
Needs Additional Support	1
Exempt	2
Total	6

Data Source: Department for Education Assessment Data Holdings, 2024. If there are less than 6 students who sat NAPLAN in a school, no information will be shown. If a year level has less than 6 students, that year level will not be shown in NAPLAN results. Only data for Aboriginal learners is displayed.



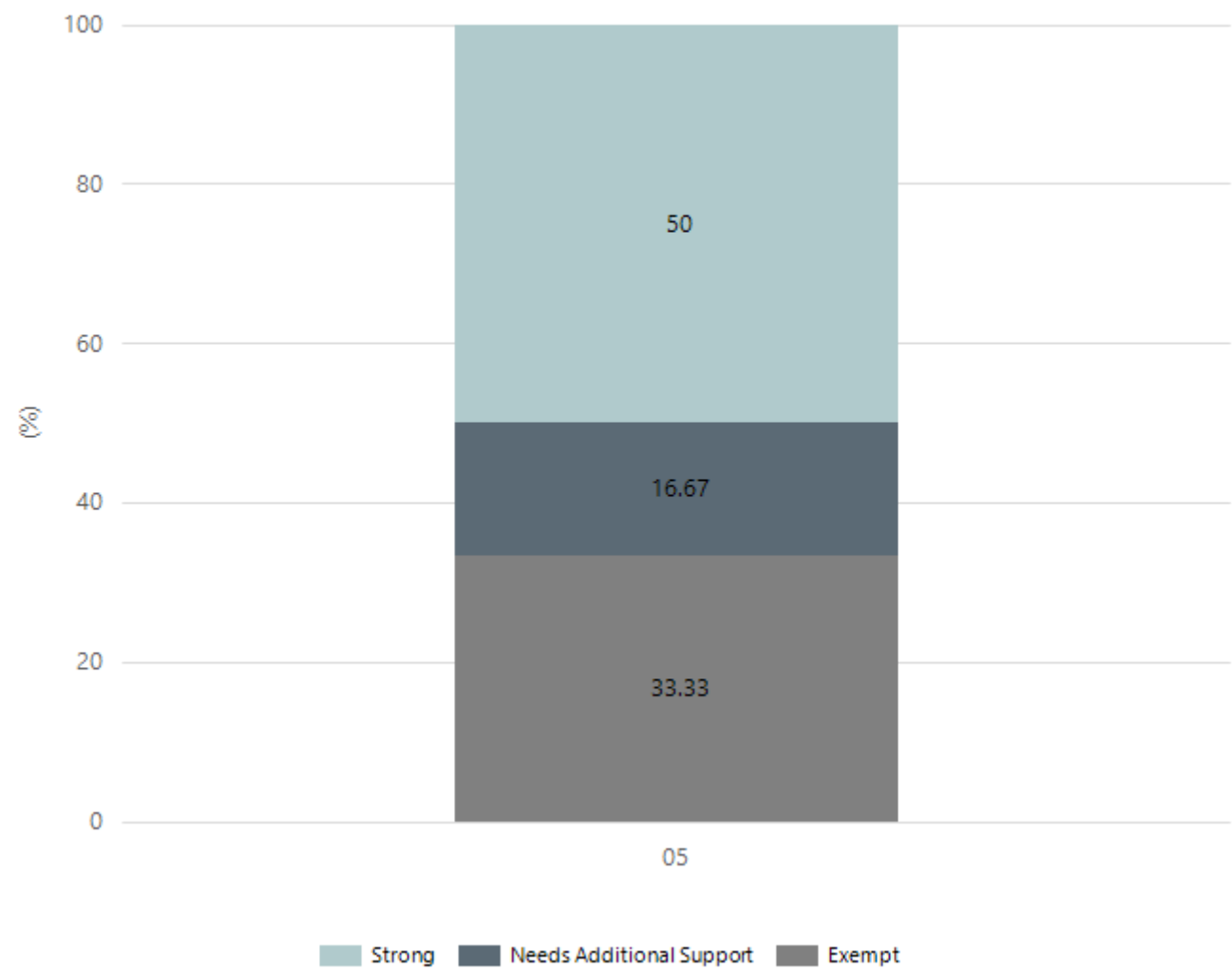
Reading



Year Level	05
Exceeding	2
Strong	1
Needs Additional Support	1
Exempt	2
Total	6

Data Source: Department for Education Assessment Data Holdings, 2024. If there are less than 6 students who sat NAPLAN in a school, no information will be shown. If a year level has less than 6 students, that year level will not be shown in NAPLAN results. Only data for Aboriginal learners is displayed.

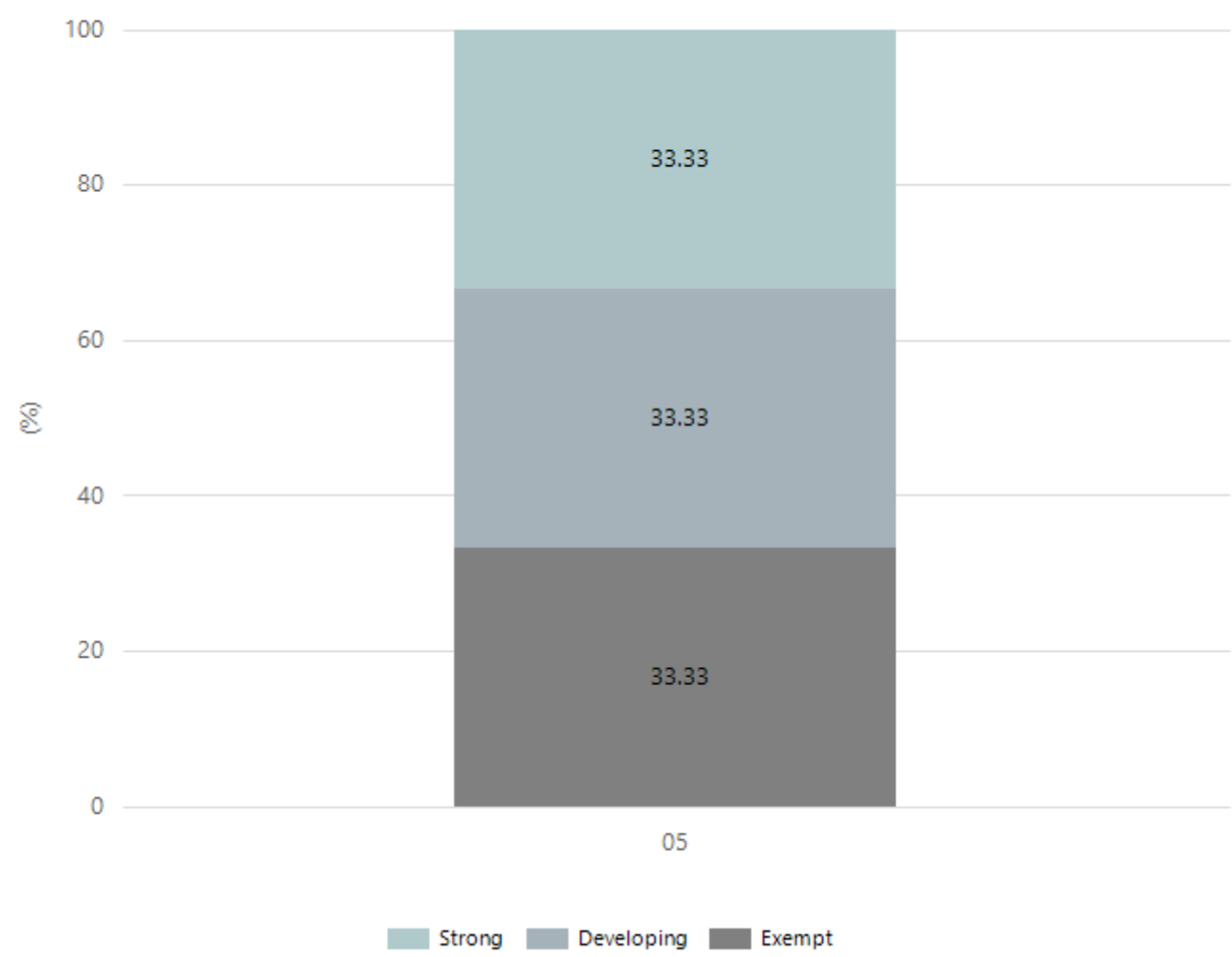
Writing



Year Level	05
Strong	3
Needs Additional Support	1
Exempt	2
Total	6

Data Source: Department for Education Assessment Data Holdings, 2024. If there are less than 6 students who sat NAPLAN in a school, no information will be shown. If a year level has less than 6 students, that year level will not be shown in NAPLAN results. Only data for Aboriginal learners is displayed.

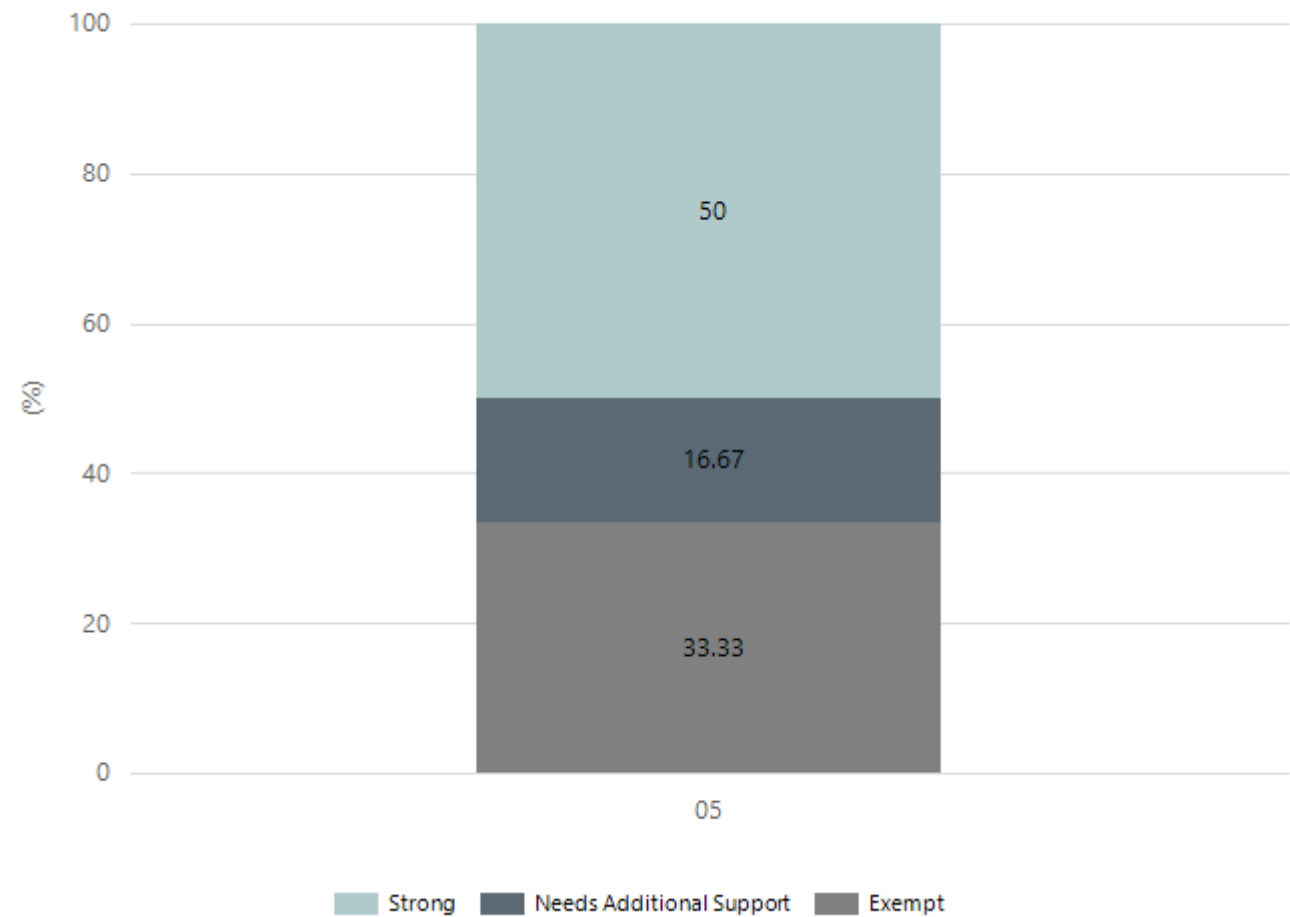
Grammar



Year Level	05
Strong	2
Developing	2
Exempt	2
Total	6

Data Source: Department for Education Assessment Data Holdings, 2024. If there are less than 6 students who sat NAPLAN in a school, no information will be shown. If a year level has less than 6 students, that year level will not be shown in NAPLAN results. Only data for Aboriginal learners is displayed.

Spelling



Year Level	05
Strong	3
Needs Additional Support	1
Exempt	2
Total	6

Data Source: Department for Education Assessment Data Holdings, 2024. If there are less than 6 students who sat NAPLAN in a school, no information will be shown. If a year level has less than 6 students, that year level will not be shown in NAPLAN results. Only data for Aboriginal learners is displayed.

# School Attendance

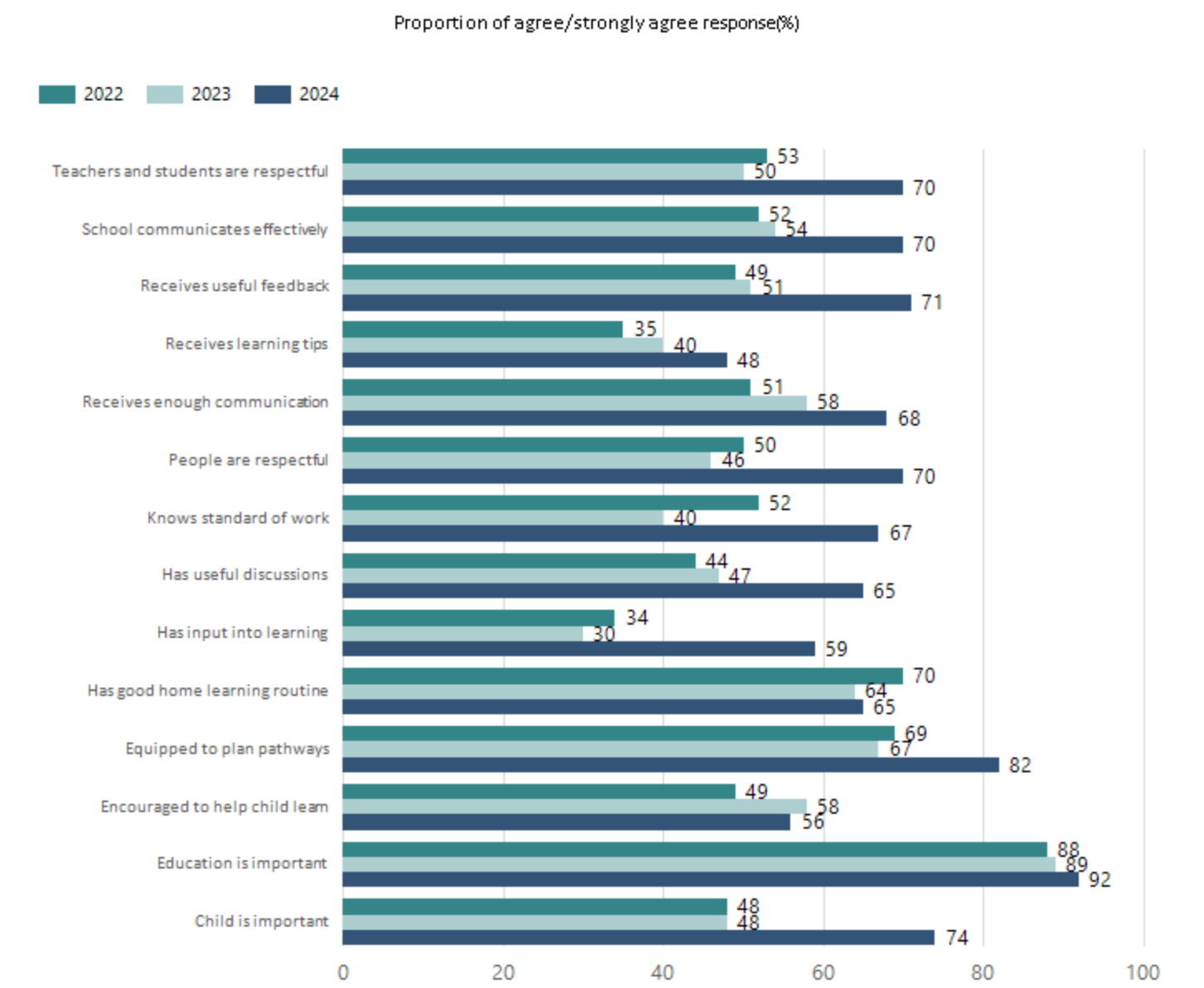
Year Level	2022	2023	2024
Reception	86.1%	87.1%	86.0%
Year 01	97.5%	83.0%	88.5%
Year 02	97.9%	86.0%	92.8%
Year 03	98.4%	85.6%	84.1%
Year 04	93.7%	83.8%	85.8%
Year 05	92.2%	87.4%	83.6%
Year 06	87.9%	82.0%	86.6%
Total	93.5%	84.9%	86.4%

Data Source: Department for Education Attendance Data, Semester 1 Report 2024. A blank cell indicates there we no students enrolled. 'Primary Other' includes students enrolled in specialised education options. 'Secondary Other' includes students who have already spent a year at Year 12 and elected to undertake further study at Year 12.

## Attendance Comment

In South Australia, all children and young people must be in school from 6 years to 16 years old. They must attend a government or non-government school full time. From age 16 to 17 however, young people must attend school or an approved learning program (such as an apprenticeship, traineeship, accredited course or university). Schools and parents must encourage and support students to come to school every day. Parents and caregivers must make sure their child is enrolled in a school, and attends school all day and everyday it is open, unless a child is sick or has an approved exemption. Teachers and leaders actively follow up when a student misses school, including recording all absences and non-attendance. All schools in South Australia have local attendance procedures governed under the Education and Children's Services Regulations 2020.

# School Parent Opinion Survey Results



Data Source: 2024 Department for Education Parent Opinions Survey, Term 3 2024.

# Intended Destination

Leave Reason	Number	%
NG - ATTENDING NON-GOV SCHOOL IN SA	6	38.0%
QL - LEFT SA FOR QLD	2	13.0%
TG - TRANSFERRED TO SA GOVERNMENT SCHOOL	8	50.0%

Data Source: Department for Education Destination Data Report, 2024. Data extract term 3 2024. Data shows recorded destinations for students that left the school in the previous year. Data is uploaded by schools in term 3 and may not reflect final or total figures at time of report creation.

# Highest Qualifications held by the teaching workforce and workforce composition

All teachers at this school are qualified and registered with the SA Teachers Registration Board.

Qualification Level	Number of Qualifications
Bachelor's degrees or Diplomas	15
Postgraduate Qualifications	7

Data Source: Data extracted from Mandatory Workforce Information Collections as on the last pay date of June 2024. As self-reported by staff in the system.

Please note: Data includes staff who are Actively employed and on extended paid leave. Please note only the highest qualification of the Teaching staff is reported. Excludes any number of other certifications earned.

## Workforce composition including indigenous staff

	Teaching Staff		Non-Teaching Staff	
	Indigenous	Non-Indigenous	Indigenous	Non-Indigenous
Full-Time Equivalents	0.0	19.0	0.9	9.9
Persons	0.0	22.0	1.0	20.0

Data Source: Data extracted from Mandatory Workforce Information Collection as on the last pay date of June 2024.

Please note: Data includes staff who are actively employed and on extended paid leave. "Indigenous category" is self-reported by staff in the system.

# Financial Statement

Funding Source	Amount
Grants: State	\$3,935,163.56
Grants: Commonwealth	\$5,900
Parent Contributions	\$92,314.43
Fund Raising	\$4,626.60
Other	\$49,593.02

Data Source: School supplied data.